

Energy and Climate Change

Kraft Foods



Richard Frohmader

Global Energy Program Manager

**Environmental Sustainability Summit
for the Food, Beverage and Consumer Products Industry
January 17-18, 2008
Washington, D.C.**





Kraft Foods Overview



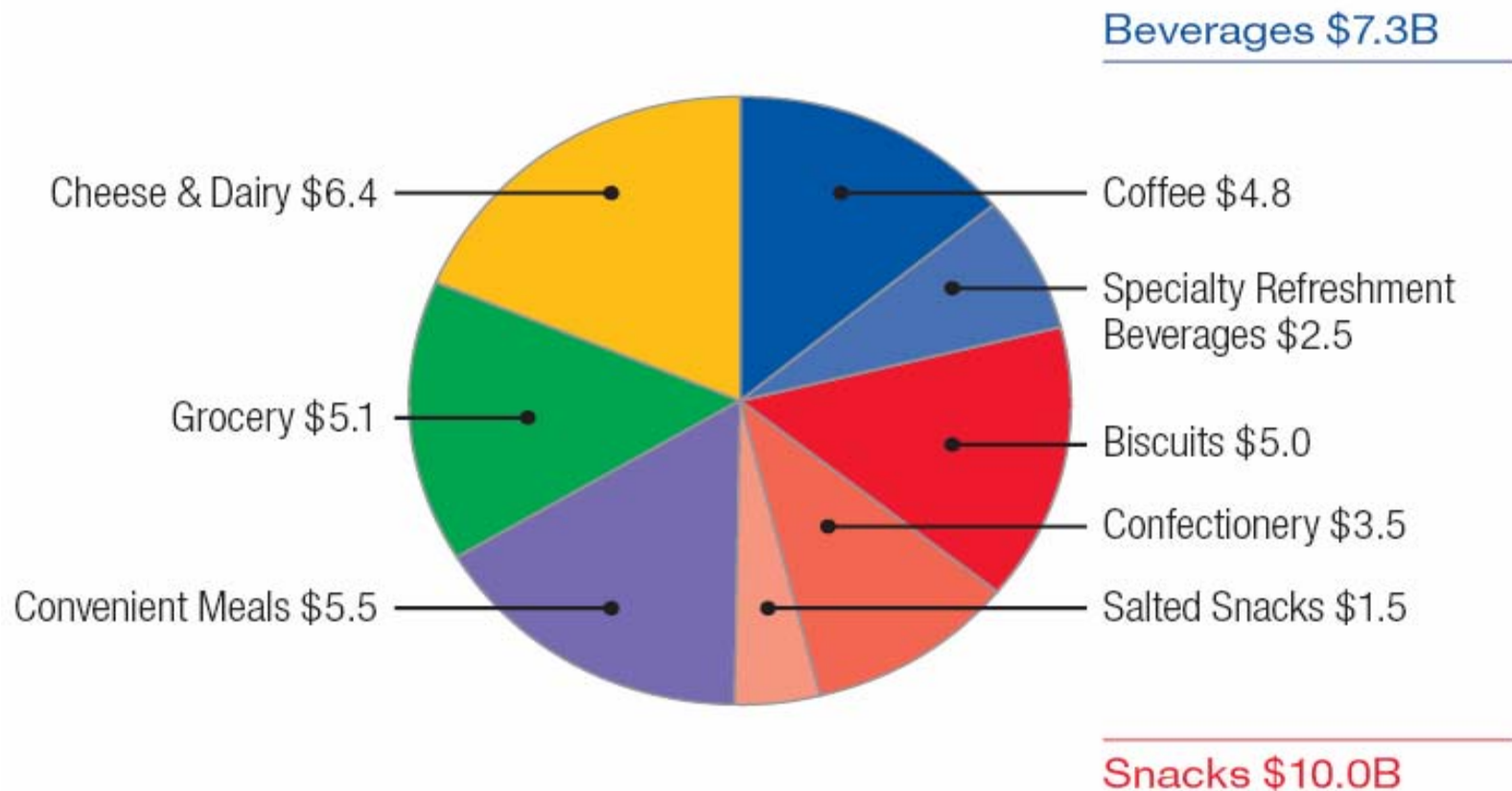
Kraft Foods has over 50 brands with revenues greater than \$100 million



Kraft Foods Overview

By Global Consumer Sector (US\$)

Net Revenues






Kraft Foods Overview

- Our products are present in more than 99% of US households.
- Kraft markets many of the world's leading food brands. We have 7 brands with revenues of \$1 billion and over 50 brands with revenues of \$100 million. Over 40 of our brands are more than 100 years old.
- We have more than 90,000 employees and 159 manufacturing and processing facilities worldwide.
- Millions of times a day, in more than 155 countries, consumers reach for their favorite Kraft brands.
- Meeting our responsibilities as a public company and global citizen is the right thing to do and right for our business.
- We are a member of the Dow Jones Sustainability Index and the Ethibel Sustainability Index. For more information on our corporate responsibility initiatives please visit the Responsibility section of our website at www.kraft.com



Kraft Foods Overview

“Making Sustainability a part of every business decision we make”



Evaluate business decisions “end to end”
through a “Sustainability Lens”



6 focus areas



Kraft Foods Overview

3 Energy Strategies

Conservation

- ✓ Continuous Improvement
 - Assessments
 - Communications
 - Reporting
- ✓ Asset Focus Teams
 - “Energy Hogs”
 - Business vs. Infrastructure
- ✓ Enable Fast Adapt

CS&L

- ✓ Fleet Operations
 - Top ten opportunities
 - Routing
- ✓ DC / Warehouses
 - Lighting
 - HVAC
 - Battery Charging

Alternative/Renewable

- ✓ Waste to Energy
 - Whey
 - Meat
 - Other
- ✓ Renewable
 - Solar
 - Wind





Kraft Foods Overview

Examples

T8 Lighting – (Infrastructure Asset)

Bakery Oven Heat Reclamation – (Business Asset)

Tractor APU – (CS&L)

Whey to Energy - (Alternative/Renewable)

Current Partnerships

US EPA Energy Star and Smart-Way

US DOE “Save Energy Now”

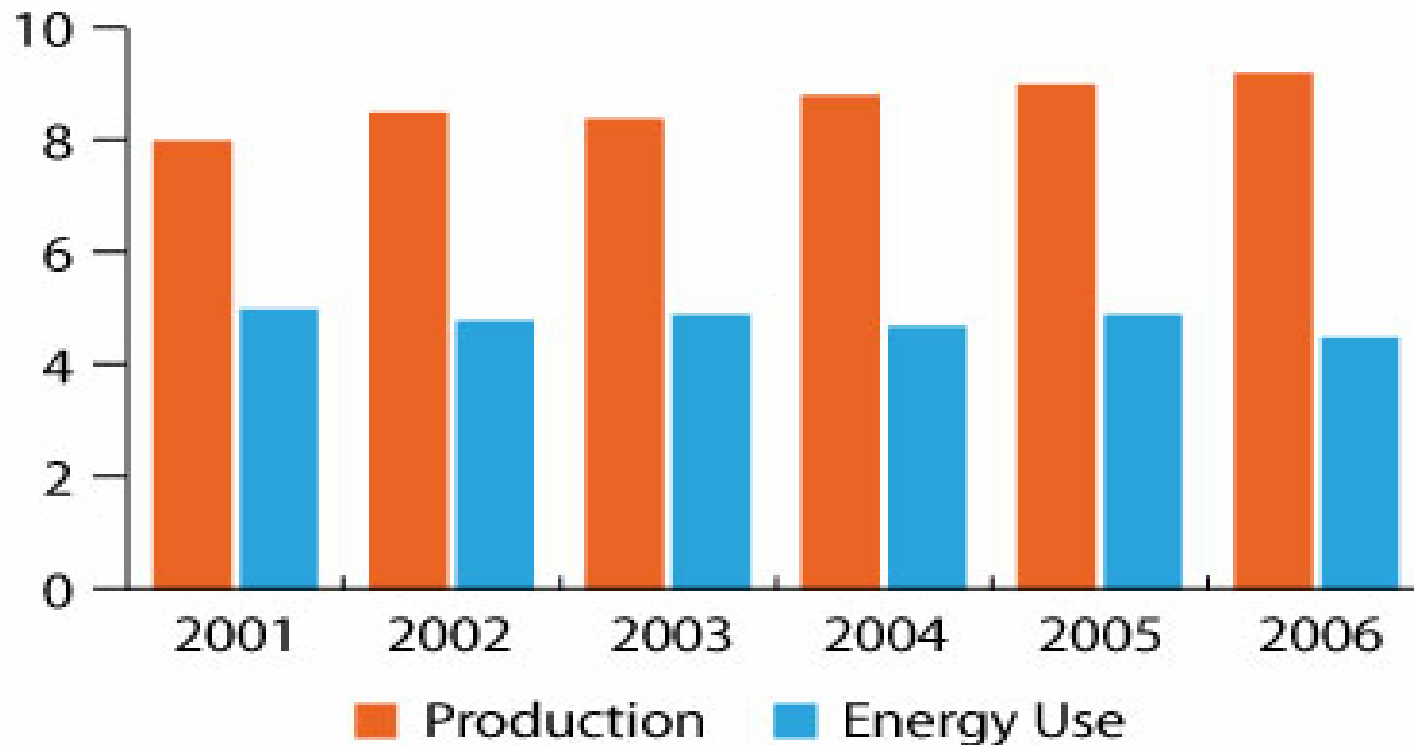
GMA

Numerous energy service providers and vendors



Kraft Foods Overview

Production (MM tonnes) vs. Energy Use (GJ/tonne)



- Decreased 14 percent between 2001-2006
- Decreased 11 percent between 2005-2006